

(1) (a) Statement showing Shareholding Pattern

Name of the Company : JOLLY PLASTIC INDUSTRIES LIMITED

Scrip Code : 507968


Scrip ID:JOLYPLS

Class of Security : Equity Share

Quarter Ended : 30th June 2014

Partly paid-up shares :	No. of partly paid up shares	As a % of total no. of partly paid-up shares	As a % of total no. of shares of the Company
Held by Promoter / Promoters Group	NIL	N.A.	N.A.
Held by Public	NIL	N.A.	N.A.
Total	NIL	N.A.	N.A.
Outstanding convertible securities :	No. of outstanding securities	As a % of total no. of outstanding convertible securities	As a % of total no. of shares of the Company, assuming full conversion of the convertible securities
Held by Promoter / Promoters Group	NIL	N.A.	N.A.
Held by Public	NIL	N.A.	N.A.
Total	NIL	N.A.	N.A.
Warrants :	No. of warrants	As a % of total no. of warrants	As a % of total no. of shares of the Company, assuming full conversion of warrants
Held by Promoter / Promoters Group	NIL	N.A.	N.A.
Held by Public	NIL	N.A.	N.A.
Total	NIL	N.A.	N.A.

Total paid up capital of the Company
Rs. 66,764,000
assuming full conversion of warrants
(divided into 66,76,400 Equity
and convertible securities
Shares of Rs. 10/- each)



Statement Showing Shareholding Pattern

Name of the Company :


JOLLY PLASTIC INDUSTRIES LIMITED

Scrip Code : 507968


Quarter Ended : 30th June 2014

Table (I)(a)


Category code	Category of Shareholder	Number of Shareholders	Total number of shares	Number of shares held in dematerialized form	Total shareholding as a		Number of shares	As a percentage
					As a percentage of (A+B)¹	As a percentage of (A+B+C)		
(A)	Shareholding of Promoter and Promoter Group²							
1	Indian							
(a)	Individuals / Hindu Undivided Family	3	3000	0	0.04	0.04	0	0.00
(b)	Central Government/ State Government(s)	0	0	0	0.00	0.00	0	0.00
(c)	Bodies Corporate	0	0	0	0.00	0.00	0	0.00
(d)	Financial Institutions / Banks	0	0	0	0.00	0.00	0	0.00
(e)	Any Others (Specify)	0	0	0	0.00	0.00	0	0.00
(e-i)								
(e-ii)								
	Sub Total(A)(1)	3	3000	0	0.04	0.04	0	0.00
2	Foreign							
a	Individuals (Non-Residents Individuals/ Foreign Individuals)	0	0	0	0.00	0.00	0	0.00
b	Bodies Corporate	0	0	0	0.00	0.00	0	0.00
c	Institutions	0	0	0	0.00	0.00	0	0.00
d	Any Others (Specify)	0	0	0	0.00	0.00	0	0.00
d-i								
d-ii								



	Sub Total(A)(2)	0	0	0	0	0.00	-	0.00	0	0.00
	Total Shareholding of Promoter and Promoter Group (A) = (A)(1)+(A)(2)	3	3000	0	0	0.04	0.04	0	0.00	
(B)	Public shareholding									
1	Institutions									
(a)	Mutual Funds/ UTI	0	0	0	0	0.00	0.00	0	0.00	
(b)	Financial Institutions / Banks	0	0	0	0	0.00	0.00	0	0.00	
(c)	Central Government/ State Government(s)	0	0	0	0	0.00	0.00	0	0.00	
(d)	Venture Capital Funds	0	0	0	0	0.00	0.00	0	0.00	
(e)	Insurance Companies	0	0	0	0	0.00	0.00	0	0.00	
(f)	Foreign Institutional Investors	0	0	0	0	0.00	0.00	0	0.00	
(g)	Foreign Venture Capital Investors	0	0	0	0	0.00	0.00	0	0.00	
(h)	Any Other (specify)	0	0	0	0	0.00	0.00	0	0.00	
(h-i)										
(h-ii)										
	Sub-Total (B)(1)	0	0	0	0	0	0	0	0	
B 2	Non-institutions									
(a)	Bodies Corporate	53	2487850	2480250	37.26	37.26	0	0.00		
(b)	Individuals									
	Individuals - i. Individual shareholders holding nominal share capital up to Rs 1 lakh									
I		6200	903300	65250	13.53	13.53	0	0.00		
II	ii. Individual shareholders holding nominal share capital in excess of Rs. 1 lakh.									
		37	2931350	2731350	43.91	43.91	0	0.00		
(c)	Any Other (specify)	0	0	0	0.00	0.00	0	0.00		
(c-i)	Clearing House/Public Trust	0	0	0	0.00	0.00	0	0.00		
(c-ii)	corporate Bodies-OCB	0	0	0	0.00	0.00	0	0.00		
(c-iii)	Intermediary/ Other Depository A/c	0	0	0	0.00	0.00	0	0.00		
(c-iv)	Hindu Undivided Family	9	350900	350800	5.26	5.26	0	0.00		




(c-v)	Clearing Members/House	0	0	0	0	0.00	0.00	0	0.00
(c-vi)	Qualified Foreign Investor- Individual	0	0	0	0	0.00	0.00	0	0.00
(c-vii)	Qualified Foreign Investor- Corporate	0	0	0	0	0.00	0.00	0	0.00
	Sub-Total (B)(2)	6299	6673400	5627650	99.96	99.96	0	0.00	
	Total Public Shareholding (B) = (B)(1)+(B)(2)	6299	6673400	5627650	99.96	99.96	0	0.00	
	TOTAL (A)+(B)	6302	6676400	5627650	100.00	100.00	0	0.00	
(C)	Shares held by Custodians and against which Depository Receipts have been issued	0	0	0	0.00	0.00	0	0.00	
	GRAND TOTAL (A)+(B)+(C)	6302	6676400	5627650	100.00	100.00	0	0.00	



For Jolly Plastic Industries Ltd.

(1)(b) Statement showing Shareholding of persons belonging to the category
"Promoter and Promoter Group"

Sr. No.	Name of the shareholder	Total shares held		Shares pledged or otherwise encumbered		
		Number of shares held	As a % of grand total (A) + (B) + (C)	Number	As a percent age	As a % of grand total (A)+(B)+(C) of sub-clause (1)(a)
1	HARSABEN ARVIND KUMAR PATEL	1000	0.01	0	0.00	0.00
2	DHARMESH ARVINDBHAI PATEL	1000	0.01	0	0.00	0.00
3	ARVIND KUMAR M PATEL	1000	0.01	0	0.00	0.00
TOTAL		3000	0.03	0	0.00	0.00




Statement showing holding of securities (including shares, warrants, convertible securities) of persons belonging to the category "Public" and holding more than 1% of the total number of shares

Sr. No.	Name of the shareholder	Number of shares held	Shares as a percentage of total number of shares {i.e., Grand Total (A)+(B)+(C) indicated in Statement at para (I)(a) above}	Details of warrants		Details of convertible securities		Total shares (including underlying shares assuming full conversion of warrants and convertible securities) as a % of diluted share capital
				Number of warrants held	As a % total number of warrants of the same class	Number of convertible securities held	% w.r.t total number of convertible securities of the same class	
1	VERTEX DRUGS PRIVATE LIMITED	453200	6.79	0	0	0	0	0
2	STEADY CAPITAL ADVISORY SERVICES PRIVATE LIMITED	339000	5.08	0	0	0	0	0
3	SURE PORTFOLIO SERVICES PRIVATE LIMITED	326205	4.89	0	0	0	0	0
4	VENUS INSEC PRIVATE LIMITED	300000	4.49	0	0	0	0	0
5	SHIV KUMAR	273500	4.10	0	0	0	0	0
6	SUSHIL KUMAR	259500	3.89	0	0	0	0	0
7	ANIL BHUTANI	250000	3.74	0	0	0	0	0
8	PREM BHUTANI	250000	3.74	0	0	0	0	0
9	SURYA MEDI TECH LIMITED	174300	2.61	0	0	0	0	0
10	DSE FINANCIAL SERVICES LTD.	158600	2.38	0	0	0	0	0
11	NAKUL RAJPAL	150000	2.25	0	0	0	0	0
12	SUBHASH CHANDER VIJ	144900	2.17	0	0	0	0	0
13	ABHINAV LEASING & FINANCE LIMITED	136100	2.04	0	0	0	0	0
14	ANURITI MULTY BROKING PRIVATE LIMITED	134000	2.01	0	0	0	0	0
15	SHRIDHAR FINANCIAL SERVICES LTD	111200	1.67	0	0	0	0	0
16	DINESH SACHDEVA	100000	1.50	0	0	0	0	0
17	NARESH KUMAR ARORA	100000	1.50	0	0	0	0	0
18	MUKESH KUMAR GOSWAMI	100000	1.50	0	0	0	0	0
19	NARENDRA ARORA	100000	1.5	0	0	0	0	0
20	MUKESH ARORA	100000	1.5	0	0	0	0	0
21	BADAL MAHESHWARI	100000	1.5	0	0	0	0	0
22	SUBODH KUMAR MAHESHWARI	100000	1.5	0	0	0	0	0
23	MEENA TANEJA	89000	1.33	0	0	0	0	0
24	SHANTI LAL PORWAL	86100	1.29	0	0	0	0	0
25	ASHOK ARORA & SONS	85000	1.27	0	0	0	0	0
26	SIDDHANT TANEJA	85000	1.27	0	0	0	0	0
27	WOODLIGHT INFRABUILD PVT. LTD.	81000	1.21	0	0	0	0	0
28	VARUN KUMAR	80000	1.2	0	0	0	0	0
29	R K STOCKHOLDING PVT. LTD	77100	1.15	0	0	0	0	0
30	SHERUL PORWAL	76600	1.15	0	0	0	0	0
31	ANITA SAPRA	72000	1.08	0	0	0	0	0
32	SUMIT KUMAR AGARWAL	71600	1.07	0	0	0	0	0
33	SHIV KUMAR GUPTA	69000	1.03	0	0	0	0	0




TOTAL	5032905	75.4	0	0	0	0	0
-------	---------	------	---	---	---	---	---




D)(c)(i) Statement showing holding of securities (including shares, warrants, convertible securities) of persons (together with PAC) belonging to the category "Public" and holding more than 5% of the total number of shares of the company

Sr. No	Name(s) of the shareholder(s) and the Persons Acting in Concert (PAC) with them	Number of shares	Shares as a percentage of total number of shares (i.e., Grand Total (A)+(B)+(C) indicated in Statement at para (I)(a) above)	Details of warrants		Details of convertible securities		Total shares (including underlying shares assuming full conversion of warrants and convertible securities) as a % of diluted share capital
				Number of warrants	As a % total number of warrants of the same class	Number of convertible securities held	% w.r.t total number of convertible securities of the same class	
1	VERTEX DRUGS PRIVATE LIMITED	453200	6.79	0	0	0	0	0
2	STEADY CAPITAL ADVISORY SERVICES PRIVATE LIMITED	339000	5.08	0	0	0	0	0
	TOTAL	792200	11.87					



(1)(d) Statement showing details of locked-in shares

Sr. No.	Name of the shareholder	Number of locked-in shares	Locked-in shares as a percentage of total number of shares {i.e., Grand Total (A)+(B)+(C) indicated in Statement at para (1)(a) above}
1	NIL	NIL	NIL
TOTAL		NIL	NIL



(II)(a) Statement showing details of Depository Receipts (DRs)

Sr. No.	Type of outstanding DR (ADRs, GDRs, SDRs, etc.)	Number of outstanding DRs	Number of shares underlying outstanding DRs	Shares underlying outstanding DRs as a percentage of total number of shares {i.e., Grand Total (A)+(B)+(C) indicated in Statement at para (I)(a) above}
1	NOT APPLICABLE	0	0	0.00
TOTAL		0	0	0.00

(II)(b) Statement showing holding of Depository Receipts (DRs), where underlying shares held by "promoter/promoter group" are in excess of 1% of the total number of shares

Sr. No.	Name of the DR Holder	Type of outstanding DR (ADRs, GDRs, SDRs, etc.)	Number of shares underlying outstanding DRs	Shares underlying outstanding DRs as a percentage of total number of shares {i.e., Grand Total (A)+(B)+(C) indicated in Statement at para (I)(a) above}
1	NOT APPLICABLE		0	0.00
TOTAL		0	0	0.00

For ~~Letty~~ **Plastics Industries Ltd.**

